

syngo.share / Release VA24B / 2017-03-27 / Revision 2122

# DICOM 3.0 Conformance Statement

Distributed by:

**SIEMENS**

# Table of Contents

<b>1</b>	<b>Introduction</b>	<b>6</b>
1.1	Remarks	6
<b>2</b>	<b>Implementation Model</b>	<b>6</b>
2.1	Application Data Flow Diagram	7
2.1.1	<i>syngo.share</i> view Data Flow Diagram	7
2.1.2	<i>syngo.share</i> import Data Flow Diagram	7
2.1.3	<i>webadmin</i> Data Flow Diagram	8
2.1.4	<i>DicomServer</i> Data Flow Diagram	8
2.1.5	<i>EventServer</i> Data Flow Diagram	8
2.2	Functional Definition of AEs	9
2.2.1	<i>syngo.share</i> view	12
2.2.2	<i>syngo.share</i> import	12
2.2.3	<i>webadmin</i>	12
2.2.4	<i>DicomServer</i>	12
2.2.5	<i>EventServer</i>	13
2.3	Sequencing of Real-World Activities	13
<b>3</b>	<b>Application Entity Specifications</b>	<b>13</b>
3.1	<i>syngo.share</i> view	13
3.1.1	Supported SOP Classes for <i>syngo.share</i> view-ID AE	14
3.1.2	Association Establishment Policies	14
3.1.2.1	General	14
3.1.2.2	Number of Associations	14
3.1.2.3	Asynchronous Nature	14
3.1.2.4	Implementation Identifying Information	14
3.1.2.5	Association Initiation Policy by Real-World Activity	15
3.2	<i>syngo.share</i> import	15
3.3	<i>webadmin</i>	15
3.4	<i>DicomServer</i>	15
3.4.1	Supported SOP Classes and Transfer Syntaxes	15
3.4.2	Association Establishment Policies	21
3.4.2.1	General	21
3.4.2.2	Number of Associations	21
3.4.2.3	Asynchronous Nature	21
3.4.2.4	Implementation Identifying Information	21
3.4.2.5	Extended Negotiation	22
3.4.3	Association Initiation Policy by Real-World Activity	22
3.4.3.1	Real-World Activity: C-MOVE Request	22
3.4.3.2	Real-World Activity: C-FIND Spanning	22
3.4.3.3	Real-World Activity: C-MOVE Spanning	22
3.4.4	Association Acceptance Policies	22
3.4.4.1	Real-World Activity: Storage SCU	23
3.4.4.2	KOS - Rejection Notes	23
3.5	<i>EventServer</i>	23
3.5.1	Supported SOP Classes	23
3.5.2	Association Establishment Policies	24
3.5.2.1	General	24
3.5.2.2	Number of Associations	24
3.5.2.3	Asynchronous Nature	24

3.5.2.4	Implementation Identifying Information . . . . .	24
3.5.2.5	Association Initiation Policy by Real-World Activity . . . . .	24
<b>4</b>	<b>DICOM Media AE Specification</b>	<b>24</b>
4.1	Implementation Model . . . . .	24
4.1.1	Application Data Flow Diagram . . . . .	24
4.1.2	Functional Definitions of AEs . . . . .	25
4.1.3	Sequencing of Real World Activities . . . . .	25
4.1.4	File Meta Information . . . . .	25
4.2	Application Entity Specification . . . . .	25
4.2.1	view . . . . .	25
4.2.1.1	Real World Activities . . . . .	25
4.2.2	syngo.share import . . . . .	26
4.2.2.1	Real World Activities . . . . .	26
4.2.3	webadmin . . . . .	26
4.2.3.1	Real World Activities . . . . .	27
4.3	Augmented and Private Application Profiles . . . . .	27
<b>5</b>	<b>Communication Profiles</b>	<b>27</b>
5.1	Supported Communication Stacks . . . . .	27
<b>6</b>	<b>Security Profiles</b>	<b>27</b>
6.1	Audit Trail Message Format Profile . . . . .	27
<b>7</b>	<b>Configuration</b>	<b>31</b>
<b>8</b>	<b>Support of Extended Character Sets</b>	<b>31</b>
8.1	Supported Character Sets . . . . .	31
8.2	Configuration Capabilities . . . . .	32
8.3	Query Capabilities . . . . .	32
<b>A</b>	<b>Key List for Query/Retrieve-Service Classes</b>	<b>33</b>
A.1	Keys for C-FIND requests on Patient Level . . . . .	33
A.2	Keys for C-FIND requests on Study Level . . . . .	33
A.3	Keys for C-FIND requests on Series Level . . . . .	34
A.4	Keys for C-FIND requests on Image Level . . . . .	35
A.5	Keys for C-FIND requests issued by view on Study Level . . . . .	37
<b>B</b>	<b>Key list for Modality Worklist C-FIND requests</b>	<b>38</b>

# List of Tables

1	Supported Query/Retrieve SOP classes . . . . .	14
2	Supported Print Management SOP classes . . . . .	14
3	Supported view C-MOVE Transfer Syntaxes . . . . .	15
4	Supported Storage SOP classes . . . . .	15
5	Supported Private Storage SOP classes . . . . .	19
6	Supported Query/Retrieve SOP classes . . . . .	20
7	Supported Verification SOP classes . . . . .	20
8	Supported Storage Commitment SOP classes . . . . .	20
9	Supported Modality Performed Procedure Step SOP classes . . . . .	20
10	Supported Storage Transfer Syntaxes . . . . .	20
11	Supported Instance Availability Notification SOP classes . . . . .	23
12	<i>syngo.share</i> view AE Related Application Profiles, Real-world Activity Roles, and Roles for Interchanging . . . . .	25
13	Supported <i>syngo.share</i> view Export Transfer Syntaxes . . . . .	26
14	<i>syngo.share</i> import AE Related Application Profiles, Real-world Activity Roles, and Roles for Interchanging . . . . .	26
15	WADO AE Related Application Profiles, Real-world Activity Roles, and Roles for Interchanging . . . . .	26
16	Supported Character Sets . . . . .	31
17	Supported C-FIND keys on Patient Level . . . . .	33
18	Supported C-FIND keys on Study Level . . . . .	33
19	Supported C-FIND keys on Series Level . . . . .	34
20	Supported C-FIND keys on Image Level . . . . .	35
21	Subclasses for starred C-FIND Keys in Table 20 . . . . .	36
22	Keys for C-FIND requests issued by view on Study Level . . . . .	37
23	Supported C-FIND Modality Worklist keys . . . . .	38

# List of Figures

1	<i>syngo.share view FSC and syngo.share view FSR Application Data Flow Diagram</i> . . . . .	7
2	<i>syngo.share view-ID AE Application Data Flow Diagram</i> . . . . .	8
3	<i>syngo.share import Data Flow Diagram</i> . . . . .	8
4	<i>webadmin Data Flow Diagram</i> . . . . .	9
5	<i>DicomServer Data Flow Diagram</i> . . . . .	10
6	<i>EventServer Data Flow Diagram</i> . . . . .	11

# 1 Introduction

This document is a DICOM 3.0 Conformance Statement that describes the DICOM capabilities for the following five products and components of *syngo.share*:

- *DicomServer*
- *EventServer*
- *syngo.share view*
- *syngo.share import*
- *webadmin*

*DicomServer* is the central module for medical data processing in *syngo.share*. As hospital-wide solution for PACS, image and document management, *syngo.share* collects all image data and documents within your hospital processing them into the multimedia electronic patient record.

*EventServer* is able to generate DICOM Instance Availability Notifications (IANs for short), based on internal events or incoming DICOM MPPS requests, and sends them to one or more AEs.

*syngo.share view* is a versatile multi-modality displaying system for DICOM images. It is able to retrieve and display DICOM images either from specified directories or CD media or from *syngo.share* archive or with Query/Retrieve from third party PACS systems. Additionally *syngo.share view* supports printing and exporting DICOM images, series or studies on CD media.

*syngo.share import* is able to load DICOM images, series and studies from specified directories or CD media and import them into *syngo.share*.

*webadmin* is a Web 2.0 portal which enclosures Internet-Browser-based solutions in *syngo.share*. It offers a possibility for downloading DICOM images from *syngo.share* and storing it on a specified directory. This happens by the so called Web Access to DICOM Persistent Objects (WADO), as specified in DICOM 2013 PS 3.18.

## 1.1 Remarks

This Conformance Statement should help to validate the integration of *DicomServer*, *EventServer*, *syngo.share view*, *syngo.share import*, and *webadmin* within a DICOM environment. This statement is not intended to replace the validation with other DICOM equipment to ensure proper exchange of information intended. Thus, it is still important to ensure the proper interoperability of the intended DICOM integration.

The user should be aware of the following important issues:

- The comparison of different Conformance Statements should be the first step towards the assessment of the interoperability within a DICOM environment
- Test procedures should be defined to validate the desired level of connectivity.

# 2 Implementation Model

## 2.1 Application Data Flow Diagram

### 2.1.1 *syngo.share* view Data Flow Diagram

*syngo.share* view provides a user interface for reading (i.e. FSR) and exporting (i.e., FSC) DICOM files from portable media (e.g. CDs), network directories or the local file system. These functions are integral components of *syngo.share* view. However, within the context of this Conformance Statement the reading functionality is referred to as *syngo.share* view-FSR Application Entity (AE) and the exporting functionality as *syngo.share* view-FSC AE.

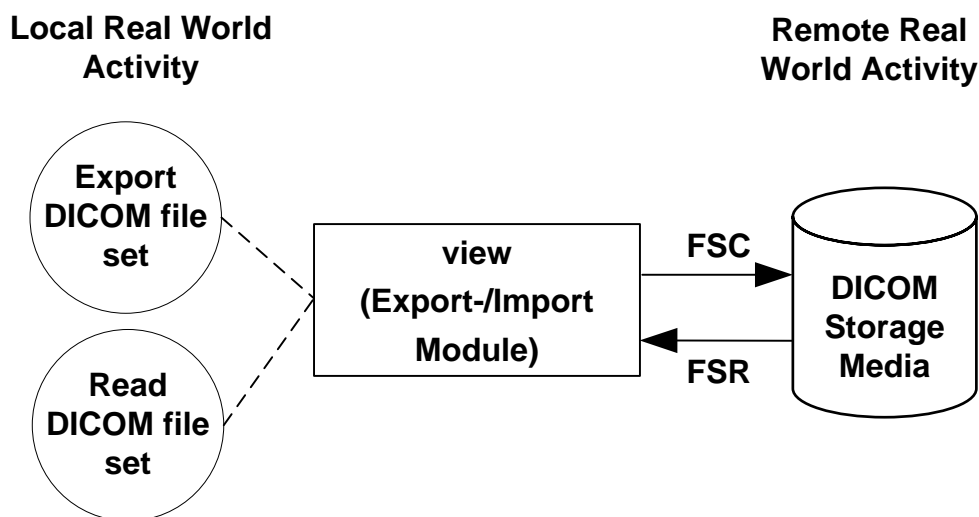


Figure 1: *syngo.share* view FSC and *syngo.share* view FSR Application Data Flow Diagram

Additionally *syngo.share* view provides the ability to query third party PACS systems and retrieve data from them. *syngo.share* view also provides report reading capabilities for Structured Reports and the possibility to apply Grayscale Softcopy Presentation States (GSPS) as defined in DICOM 2013 PS 3.3. For display consistency the DICOM Grayscale Standard Display Function (GSDF) as described in DICOM 2013 PS 3.14 is supported. In this Conformance Statement the capabilities of *syngo.share* view as an image display are referred to as *syngo.share* view-ID AE.

### 2.1.2 *syngo.share* import Data Flow Diagram

*syngo.share* import is able to read (i.e. FSR) DICOM files from portable media (e.g. CDs), network directories or the local file system. Loaded DICOM file sets can be imported directly into *syngo.share*. Within the context of this Conformance Statement the importing functionality of *syngo.share* import is referred to as *syngo.share* import-FSR AE.

### 2.1.3 webadmin Data Flow Diagram

*webadmin* offers download possibilities for DICOM images from *syngo.share* by using WADO requests. The downloaded files can be stored anywhere on a portable media (e.g. CDs), network directory or the local file system.

### 2.1.4 DicomServer Data Flow Diagram

*DicomServer* is implemented as a single AE which provides a set of different services. For each of these services *DicomServer* can act in a specific role.

By default the different services are accessible through one predefined AE title of an actual *DicomServer* instance.

### 2.1.5 EventServer Data Flow Diagram

*EventServer* is able to generate DICOM IANs, based on internal events or incoming DICOM MPPS requests, and sends them to one or more AEs. In order to fulfill this task it supports the following services.

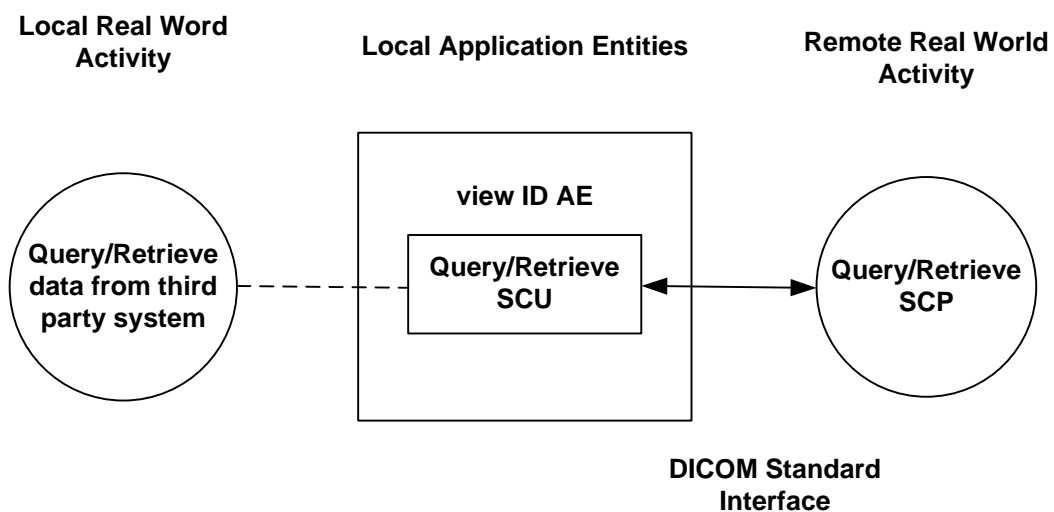


Figure 2: *syngo.share* view-ID AE Application Data Flow Diagram

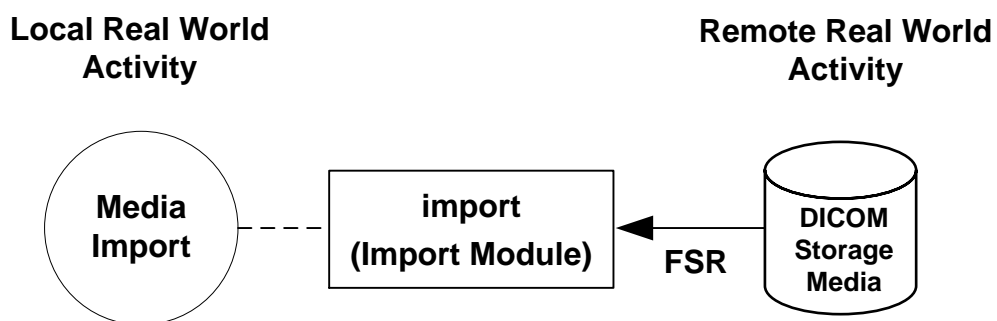


Figure 3: *syngo.share* import Data Flow Diagram



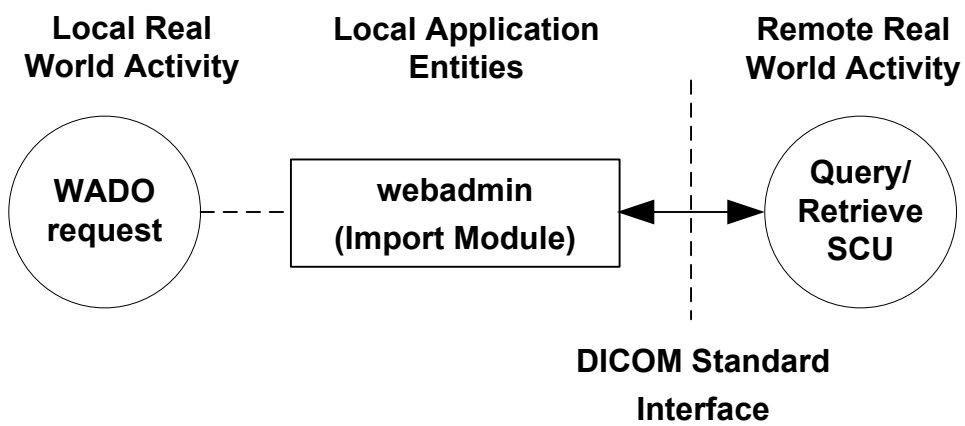


Figure 4: *webadmin* Data Flow Diagram

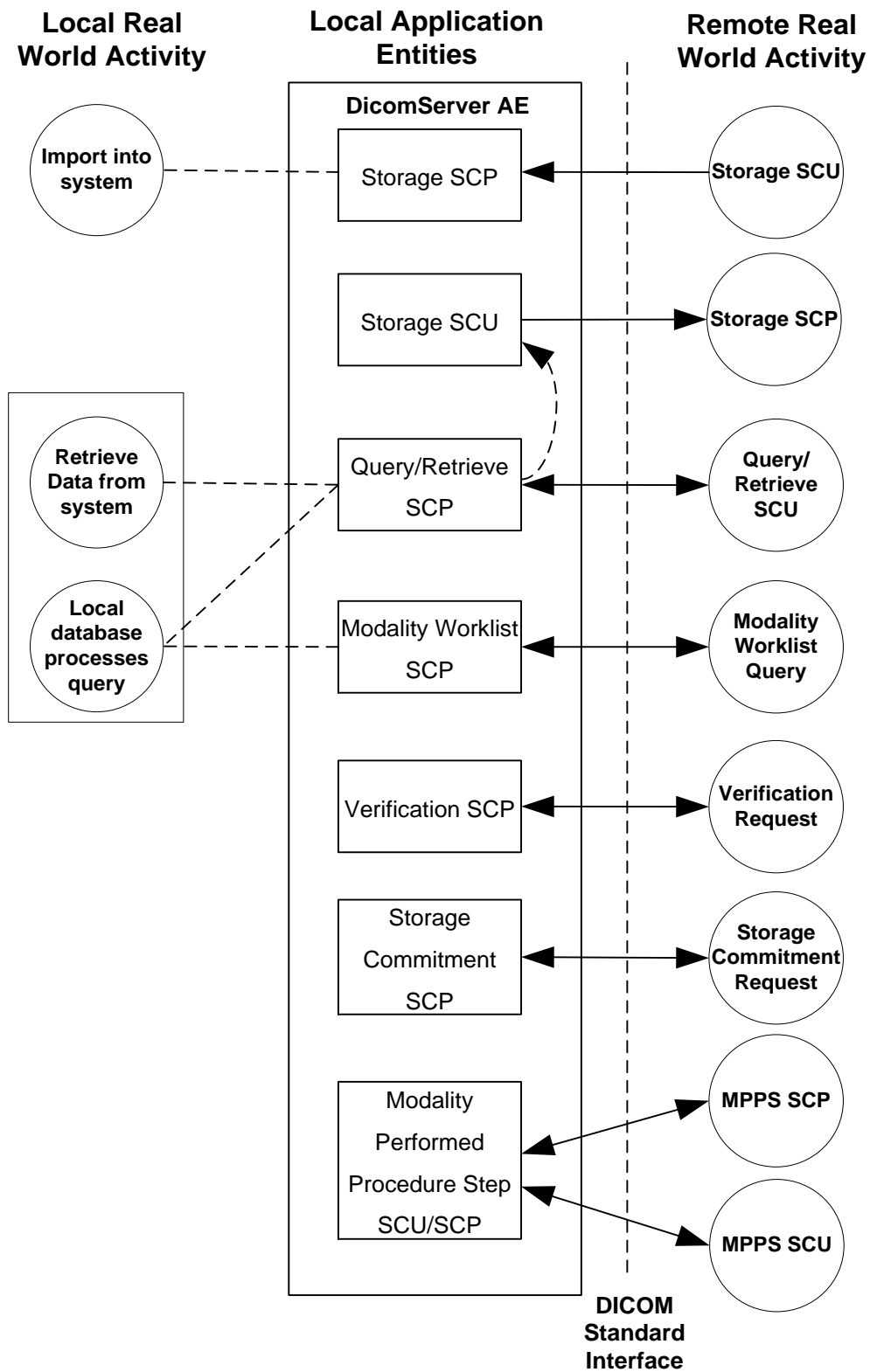


Figure 5: DicomServer Data Flow Diagram

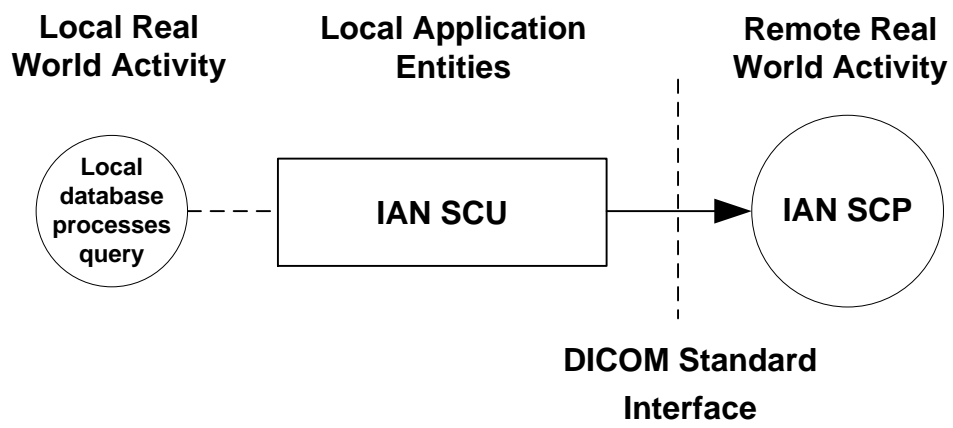


Figure 6: EventServer Data Flow Diagram

## 2.2 Functional Definition of AEs

### 2.2.1 *syngo.share view*

The *syngo.share view*-FSR AE is able to read and *syngo.share view*-FSC AE is able to write user-selected DICOM files like DICOMDIR or image objects which are compliant to DICOM 2013 PS 3.10. These files can be located either on the local file system or DICOM 2013 PS 3.12 compliant media. Both AEs support the General Purpose CD-R Interchange Profile.

The *syngo.share view*-FSC AE allows the usage of any other third party CD editing software which can write directory structures to CDs. Thus, the *syngo.share view*-FSC AE basically is able to write DICOM file sets also to DVD-RAM.

The *syngo.share view*-ID AE is able to query third party PACS systems using the C-FIND Service and retrieve data using the C-MOVE Service according to DICOM 2013 PS 3.7. The third party PACS systems can be queried using the Study Root Query/Retrieve Information Model as defined in DICOM 2013 PS 3.4, C.3.2. For C-FIND SCU and C-MOVE SCU baseline behavior is supported.

The *syngo.share view*-ID AE is able to render images and structured reports received using Query/Retrieve or *syngo.share view*-FSR AE. All three general structured report document classes are supported. They are specified in DICOM 2013 PS 3.3. The contents are rendered as text with references to other instances. Referenced images can be shown and referenced GSPS can be applied. All spatial transformations, presentation LUTs and textual annotations are supported. Section 3.1 describes the supported SOP Classes for *syngo.share view*-ID.

### 2.2.2 *syngo.share import*

The *syngo.share import*-FSR AE is able to read user-selected DICOM files like DICOMDIR or image objects which are compliant to DICOM 2013 PS 3.10. These files can be located either on the local file system or DICOM 2013 PS 3.12 compliant media.

### 2.2.3 *webadmin*

The *webadmin* AE waits for a WADO request from another application (e.g. an Internet Browser). If this happens, *webadmin* queries *syngo.share* for the requested DICOM image and returns it to the requesting application.

### 2.2.4 *DicomServer*

*DicomServer* AE waits for another application to connect and initiate a DICOM association. When another application connects, *DicomServer* AE expects it to be a DICOM application. *DicomServer* AE implements several DICOM Service Classes. In total the following services are provided by this AE:

- Verification SCP answers communication tests from remote applications – C-ECHO
- Storage SCP implements the answer to external C-STORE requests. It is able to receive incoming DICOM image files sent by remote DICOM applications (e.g., modalities or workstations) and add them to *syngo.share* database.
- The Query/Retrieve SCP implements the answer to C-FIND, C-MOVE and C-GET requests. Remote applications can request queries on Patient-, Study-, Series- or Image-level using the Patient Root or Study Root query model. *DicomServer* AE functions as a Storage SCU when responding to a C-MOVE request.

- C-FIND Spanning forwards incoming C-FIND requests unaltered to an arbitrary number of configured Query/Retrieve SCP targets and returns their results.
- C-MOVE Spanning forwards incoming C-MOVE requests to an arbitrary number of Query/Retrieve SCP targets.
- Modality Worklist SCP allows remote applications (e.g., modalities) to query the *syngo.share* database for modality worklists.
- Storage Commitment SCP implements the answer to external N-ACTION requests and sends back the N-EVENT-REPORT response. The response can be sent on either the incoming or on a newly established association.
- Modality Performed Procedure Step SCU/SCP implements the answer to external N-CREATE/N-SET requests and forwards the received requests to all configured destinations. The forwarding can be disabled.

On association startup the calling AET is looked up in the database to determine a corresponding configuration. This configuration determines the *DicomServer* behavior in several aspects including the number of services provided and the data accessible to the requesting AE.

### 2.2.5 EventServer

*EventServer* AE generates DICOM IANs, based on internal events or incoming DICOM MPPS requests, and sends them to one or more AEs.

## 2.3 Sequencing of Real-World Activities

- The services of *syngo.share view* and *syngo.share import* AEs can be requested at any time by the user through the user interface.
- The services of *webadmin* AE can also be requested at any time by the user or the application that performs the WADO request.
- The services of *DicomServer* AE must be requested according to the Service Class specifications in DICOM 2013 PS 3.3.
- The services of *EventServer* AE are triggered automatically.

# 3 Application Entity Specifications

## 3.1 *syngo.share view*

*syngo.share view* FSC and *syngo.share view* FSR, solely provide functionalities for handling DICOM media.

### 3.1.1 Supported SOP Classes for syngo.share view-ID AE

The *syngo.share view-ID AE* provides standard conformance to the same list of SOP Classes as the *Dicom-Server AE as SCP* (see Section 3.4). Additionally the SOP classes in the following tables are supported.

**Table 1:** Supported Query/Retrieve SOP classes

SOP Class Name	SOP Class UID	SCP	SCU
Study Root Query/Retrieve Information Model – FIND	1.2.840.10008.5.1.4.1.2.2.1	-	Y
Study Root Query/Retrieve Information Model – MOVE	1.2.840.10008.5.1.4.1.2.2.2	-	Y

**Table 2:** Supported Print Management SOP classes

SOP Class Name	SOP Class UID	SCP	SCU
Basic Grayscale Print Management Meta SOP Class	1.2.840.10008.5.1.1.9	-	Y
Presentation LUT SOP Class	1.2.840.10008.5.1.1.23	-	Y
Basic Annotation Box SOP Class	1.2.840.10008.5.1.1.15	-	Y

### 3.1.2 Association Establishment Policies

#### 3.1.2.1 General

*syngo.share view-ID AE* supports TCP/IP. Upon a user requesting a C-FIND operation it will attempt to establish an association with a remote AE. The host, port and remote application entity title are defined within the user configuration dialog. The maximum PDU size accepted is 16384.

#### 3.1.2.2 Number of Associations

*syngo.share view-ID AE* supports a single association for C-FIND operations. So only one C-FIND operation is in progress at any time. It must be finished or cancelled to allow a new C-FIND. Only one C-MOVE at a time will open an association to a remote AE at any time.

#### 3.1.2.3 Asynchronous Nature

The *syngo.share view-ID AE* will only allow a single outstanding operation on each association. Therefore it will not perform asynchronous negotiation.

#### 3.1.2.4 Implementation Identifying Information

- Implementation Class UID  
1.2.276.0.7230010.3.0.3.6.1
- Implementation Version Name  
OFFIS\_DCMTK\_361

### 3.1.2.5 Association Initiation Policy by Real-World Activity

*syngo.share* view-ID AE initiates an association with a remote AE for C-FIND and C-MOVE requests. As a default the DICOM Implicit VR Little Endian Transfer Syntax (1.2.840.10008.1.2) as defined in DICOM 2013 PS 3.5, 10.1 is used. The accepted Transfer Syntaxes upon a sub association within a C-MOVE are defined in Table 3.

Table 3: Supported view C-MOVE Transfer Syntaxes

SOP Class Name	SOP Class UID
Explicit VR Little Endian Transfer Syntax	1.2.840.10008.1.2.1
Explicit VR Big Endian Transfer Syntax	1.2.840.10008.1.2.2

## 3.2 *syngo.share* import

The *syngo.share* import-FSR solely provides functionalities for handling DICOM media.

## 3.3 *webadmin*

The *webadmin* AE solely provides functionality for retrieving DICOM media.

## 3.4 *DicomServer*

### 3.4.1 Supported SOP Classes and Transfer Syntaxes

*DicomServer* AE provides Standard Conformance to the DICOM Storage SOP classes listed in Table 4. Table 5 lists supported Private Storage SOP classes. The corresponding Storage Transfer Syntaxes can be found in Table 10.

Table 4: Supported Storage SOP classes

SOP Class Name	SOP Class UID	SCP	SCU
Stored Print Storage	1.2.840.10008.5.1.1.27	Y	Y
Hardcopy Grayscale Image Storage	1.2.840.10008.5.1.1.29	Y	Y
Hardcopy Color Image Storage	1.2.840.10008.5.1.1.30	Y	Y
Computed Radiography Image Storage	1.2.840.10008.5.1.4.1.1.1	Y	Y
Digital X-Ray Image Storage - For Presentation	1.2.840.10008.5.1.4.1.1.1.1	Y	Y
Digital X-Ray Image Storage - For Processing	1.2.840.10008.5.1.4.1.1.1.1.1	Y	Y

Table 4: Supported Storage SOP classes  

Table 4: Supported Storage SOP classes  

SOP Class Name	SOP Class UID	SCP	SCU
Digital Mammography X-Ray Image Storage - For Presentation	1.2.840.10008.5.1.4.1.1.1.2	Y	Y
Digital Mammography X-Ray Image Storage - For Processing	1.2.840.10008.5.1.4.1.1.1.2.1	Y	Y
Digital Intra-Oral X-Ray Image Storage - For Presentation	1.2.840.10008.5.1.4.1.1.1.3	Y	Y
Digital Intra-Oral X-Ray Image Storage - For Processing	1.2.840.10008.5.1.4.1.1.1.3.1	Y	Y
CT Image Storage	1.2.840.10008.5.1.4.1.1.2	Y	Y
Enhanced CT Image Storage	1.2.840.10008.5.1.4.1.1.2.1	Y	Y
Legacy Converted Enhanced CT Image Storage	1.2.840.10008.5.1.4.1.1.2.2	Y	Y
Ultrasound Multi-frame Image Storage (Retired)	1.2.840.10008.5.1.4.1.1.3	Y	Y
Ultrasound Multi-frame Image Storage	1.2.840.10008.5.1.4.1.1.3.1	Y	Y
MR Image Storage	1.2.840.10008.5.1.4.1.1.4	Y	Y
Enhanced MR Image Storage	1.2.840.10008.5.1.4.1.1.4.1	Y	Y
MR Spectroscopy Storage	1.2.840.10008.5.1.4.1.1.4.2	Y	Y
Enhanced MR Color Image Storage	1.2.840.10008.5.1.4.1.1.4.3	Y	Y
Legacy Converted Enhanced MR Image Storage	1.2.840.10008.5.1.4.1.1.4.4	Y	Y
Nuclear Medicine Image Storage (Retired)	1.2.840.10008.5.1.4.1.1.5	Y	Y
Ultrasound Image Storage (Retired)	1.2.840.10008.5.1.4.1.1.6	Y	Y
Ultrasound Image Storage	1.2.840.10008.5.1.4.1.1.6.1	Y	Y
Enhanced US Volume Storage	1.2.840.10008.5.1.4.1.1.6.2	Y	Y
Secondary Capture Image Storage	1.2.840.10008.5.1.4.1.1.7	Y	Y
Multi-frame Single Bit Secondary Capture Image Storage	1.2.840.10008.5.1.4.1.1.7.1	Y	Y
Multi-frame Grayscale Byte Secondary Capture Image Storage	1.2.840.10008.5.1.4.1.1.7.2	Y	Y
Multi-frame Grayscale Word Secondary Capture Image Storage	1.2.840.10008.5.1.4.1.1.7.3	Y	Y
Multi-frame True Color Secondary Capture Image Storage	1.2.840.10008.5.1.4.1.1.7.4	Y	Y
Standalone Overlay Storage	1.2.840.10008.5.1.4.1.1.8	Y	Y
Standalone Curve Storage	1.2.840.10008.5.1.4.1.1.9	Y	Y
Waveform Storage - Trial (Retired)	1.2.840.10008.5.1.4.1.1.9.1	Y	Y
12-lead ECG Waveform Storage	1.2.840.10008.5.1.4.1.1.9.1.1	Y	Y
General ECG Waveform Storage	1.2.840.10008.5.1.4.1.1.9.1.2	Y	Y
Ambulatory ECG Waveform Storage	1.2.840.10008.5.1.4.1.1.9.1.3	Y	Y
Hemodynamic Waveform Storage	1.2.840.10008.5.1.4.1.1.9.2.1	Y	Y
Cardiac Electrophysiology Waveform Storage	1.2.840.10008.5.1.4.1.1.9.3.1	Y	Y
Basic Voice Audio Waveform Storage	1.2.840.10008.5.1.4.1.1.9.4.1	Y	Y
General Audio Waveform Storage	1.2.840.10008.5.1.4.1.1.9.4.2	Y	Y
Arterial Pulse Waveform Storage	1.2.840.10008.5.1.4.1.1.9.5.1	Y	Y
Respiratory Waveform Storage	1.2.840.10008.5.1.4.1.1.9.6.1	Y	Y
Standalone Modality LUT Storage	1.2.840.10008.5.1.4.1.1.10	Y	Y
Standalone VOILUT Storage	1.2.840.10008.5.1.4.1.1.11	Y	Y
Grayscale Softcopy Presentation State Storage	1.2.840.10008.5.1.4.1.1.11.1	Y	Y
Color Softcopy Presentation State Storage	1.2.840.10008.5.1.4.1.1.11.2	Y	Y
Pseudo-Color Softcopy Presentation State Storage	1.2.840.10008.5.1.4.1.1.11.3	Y	Y
Blending Softcopy Presentation State Storage	1.2.840.10008.5.1.4.1.1.11.4	Y	Y

Table 4: Supported Storage SOP classes  



Table 4: Supported Storage SOP classes  

SOP Class Name	SOP Class UID	SCP	SCU
XA/XRF Grayscale Softcopy Presentation State Storage	1.2.840.10008.5.1.4.1.1.11.5	Y	Y
Grayscale Planar MPR Volumetric Presentation State Storage	1.2.840.10008.5.1.4.1.1.11.6	Y	Y
Compositing Planar MPR Volumetric Presentation State Storage	1.2.840.10008.5.1.4.1.1.11.7	Y	Y
X-Ray Angiographic Image Storage	1.2.840.10008.5.1.4.1.1.12.1	Y	Y
Enhanced XA Image Storage	1.2.840.10008.5.1.4.1.1.12.1.1	Y	Y
X-Ray Radiofluoroscopic Image Storage	1.2.840.10008.5.1.4.1.1.12.2	Y	Y
Enhanced XRF Image Storage	1.2.840.10008.5.1.4.1.1.12.2.1	Y	Y
X-Ray Angiographic Bi-Plane Image Storage (Retired)	1.2.840.10008.5.1.4.1.1.12.3	Y	Y
X-Ray 3D Angiographic Image Storage	1.2.840.10008.5.1.4.1.1.13.1.1	Y	Y
X-Ray 3D Craniofacial Image Storage	1.2.840.10008.5.1.4.1.1.13.1.2	Y	Y
Breast Tomosynthesis Image Storage	1.2.840.10008.5.1.4.1.1.13.1.3	Y	Y
Breast Projection X-Ray Image Storage - For Presentation	1.2.840.10008.5.1.4.1.1.13.1.4	Y	Y
Breast Projection X-Ray Image Storage - For Processing	1.2.840.10008.5.1.4.1.1.13.1.5	Y	Y
Intravascular Optical Coherence Tomography Image Storage - For Presentation	1.2.840.10008.5.1.4.1.1.14.1	Y	Y
Intravascular Optical Coherence Tomography Image Storage - For Processing	1.2.840.10008.5.1.4.1.1.14.2	Y	Y
Nuclear Medicine Image Storage	1.2.840.10008.5.1.4.1.1.20	Y	Y
Parametric Map Storage	1.2.840.10008.5.1.4.1.1.30	Y	Y
Raw Data Storage	1.2.840.10008.5.1.4.1.1.66	Y	Y
Spatial Registration Storage	1.2.840.10008.5.1.4.1.1.66.1	Y	Y
Spatial Fiducials Storage	1.2.840.10008.5.1.4.1.1.66.2	Y	Y
Deformable Spatial Registration Storage	1.2.840.10008.5.1.4.1.1.66.3	Y	Y
Segmentation Storage	1.2.840.10008.5.1.4.1.1.66.4	Y	Y
Surface Segmentation Storage	1.2.840.10008.5.1.4.1.1.66.5	Y	Y
Tractography Results Storage	1.2.840.10008.5.1.4.1.1.66.6	Y	Y
Real World Value Mapping Storage	1.2.840.10008.5.1.4.1.1.67	Y	Y
Surface Scan Mesh Storage	1.2.840.10008.5.1.4.1.1.68.1	Y	Y
Surface Scan Point Cloud Storage	1.2.840.10008.5.1.4.1.1.68.2	Y	Y
VL Image Storage (Retired)	1.2.840.10008.5.1.4.1.1.77.1	Y	Y
VL Endoscopic Image Storage	1.2.840.10008.5.1.4.1.1.77.1.1	Y	Y
Video Endoscopic Image Storage	1.2.840.10008.5.1.4.1.1.77.1.1.1	Y	Y
VL Microscopic Image Storage	1.2.840.10008.5.1.4.1.1.77.1.2	Y	Y
Video Microscopic Image Storage	1.2.840.10008.5.1.4.1.1.77.1.2.1	Y	Y
VL Slide-Coordinates Microscopic Image Storage	1.2.840.10008.5.1.4.1.1.77.1.3	Y	Y
VL Photographic Image Storage	1.2.840.10008.5.1.4.1.1.77.1.4	Y	Y
Video Photographic Image Storage	1.2.840.10008.5.1.4.1.1.77.1.4.1	Y	Y
Ophthalmic Photography 8 Bit Image Storage	1.2.840.10008.5.1.4.1.1.77.1.5.1	Y	Y
Ophthalmic Photography 16 Bit Image Storage	1.2.840.10008.5.1.4.1.1.77.1.5.2	Y	Y
Stereometric Relationship Storage	1.2.840.10008.5.1.4.1.1.77.1.5.3	Y	Y
Ophthalmic Tomography Image Storage	1.2.840.10008.5.1.4.1.1.77.1.5.4	Y	Y

Table 4: Supported Storage SOP classes  

Table 4: Supported Storage SOP classes  

SOP Class Name	SOP Class UID	SCP	SCU
Wide Field Ophthalmic Photography Stereographic Projection Image Storage	1.2.840.10008.5.1.4.1.1.77.1.5.5	Y	Y
Wide Field Ophthalmic Photography 3D Coordinates Image Storage	1.2.840.10008.5.1.4.1.1.77.1.5.6	Y	Y
VL Whole Slide Microscopy Image Storage	1.2.840.10008.5.1.4.1.1.77.1.6	Y	Y
VL Multi-frame Image Storage - Trial (Retired)	1.2.840.10008.5.1.4.1.1.77.2	Y	Y
Lensometry Measurements Storage	1.2.840.10008.5.1.4.1.1.78.1	Y	Y
Autorefractometry Measurements Storage	1.2.840.10008.5.1.4.1.1.78.2	Y	Y
Keratometry Measurements Storage	1.2.840.10008.5.1.4.1.1.78.3	Y	Y
Subjective Refraction Measurements Storage	1.2.840.10008.5.1.4.1.1.78.4	Y	Y
Visual Acuity Storage Measurements Storage	1.2.840.10008.5.1.4.1.1.78.5	Y	Y
Spectacle Prescription Report Storage	1.2.840.10008.5.1.4.1.1.78.6	Y	Y
Ophthalmic Axial Measurements Storage	1.2.840.10008.5.1.4.1.1.78.7	Y	Y
Intraocular Lens Calculations Storage	1.2.840.10008.5.1.4.1.1.78.8	Y	Y
Macular Grid Thickness and Volume Report	1.2.840.10008.5.1.4.1.1.79.1	Y	Y
Ophthalmic Visual Field Static Perimetry Measurements Storage	1.2.840.10008.5.1.4.1.1.80.1	Y	Y
Ophthalmic Thickness Map Storage	1.2.840.10008.5.1.4.1.1.81.1	Y	Y
Corneal Topography Map Storage	1.2.840.10008.5.1.4.1.1.82.1	Y	Y
Text SR Storage - Trial (Retired)	1.2.840.10008.5.1.4.1.1.88.1	Y	Y
Audio SR Storage - Trial (Retired)	1.2.840.10008.5.1.4.1.1.88.2	Y	Y
Detail SR Storage - Trial (Retired)	1.2.840.10008.5.1.4.1.1.88.3	Y	Y
Comprehensive SR Storage - Trial (Retired)	1.2.840.10008.5.1.4.1.1.88.4	Y	Y
Basic Text SR Storage	1.2.840.10008.5.1.4.1.1.88.11	Y	Y
Enhanced SR Storage	1.2.840.10008.5.1.4.1.1.88.22	Y	Y
Comprehensive SR Storage	1.2.840.10008.5.1.4.1.1.88.33	Y	Y
Comprehensive 3D SR Storage	1.2.840.10008.5.1.4.1.1.88.34	Y	Y
Extensible SR Storage	1.2.840.10008.5.1.4.1.1.88.35	Y	Y
Procedure Log Storage	1.2.840.10008.5.1.4.1.1.88.40	Y	Y
Mammography CAD SR Storage	1.2.840.10008.5.1.4.1.1.88.50	Y	Y
Key Object Selection Document Storage	1.2.840.10008.5.1.4.1.1.88.59	Y	Y
Chest CAD SR Storage	1.2.840.10008.5.1.4.1.1.88.65	Y	Y
X-Ray Radiation Dose SR Storage	1.2.840.10008.5.1.4.1.1.88.67	Y	Y
Radiopharmaceutical Radiation Dose SR Storage	1.2.840.10008.5.1.4.1.1.88.68	Y	Y
Colon CAD SR Storage	1.2.840.10008.5.1.4.1.1.88.69	Y	Y
Implantation Plan SR Document Storage	1.2.840.10008.5.1.4.1.1.88.70	Y	Y
Acquisition Context SR Storage	1.2.840.10008.5.1.4.1.1.88.71	Y	Y
Content Assessment Results Storage	1.2.840.10008.5.1.4.1.1.90.1	Y	Y
Encapsulated PDF Storage	1.2.840.10008.5.1.4.1.1.104.1	Y	Y
Encapsulated CDA Storage	1.2.840.10008.5.1.4.1.1.104.2	Y	Y
Positron Emission Tomography Image Storage	1.2.840.10008.5.1.4.1.1.128	Y	Y
Legacy Converted Enhanced PET Image Storage	1.2.840.10008.5.1.4.1.1.128.1	Y	Y
PET Curve Storage	1.2.840.10008.5.1.4.1.1.129	Y	Y

Table 4: Supported Storage SOP classes  

Table 4: Supported Storage SOP classes  

SOP Class Name	SOP Class UID	SCP	SCU
Enhanced PET Image Storage	1.2.840.10008.5.1.4.1.1.130	Y	Y
Basic Structured Display Storage	1.2.840.10008.5.1.4.1.1.131	Y	Y
RT Image Storage	1.2.840.10008.5.1.4.1.1.481.1	Y	Y
RT Dose Storage	1.2.840.10008.5.1.4.1.1.481.2	Y	Y
RT Structure Set Storage	1.2.840.10008.5.1.4.1.1.481.3	Y	Y
RT Beams Treatment Record Storage	1.2.840.10008.5.1.4.1.1.481.4	Y	Y
RT Plan Storage	1.2.840.10008.5.1.4.1.1.481.5	Y	Y
RT Brachy Treatment Record Storage	1.2.840.10008.5.1.4.1.1.481.6	Y	Y
RT Treatment Summary Record Storage	1.2.840.10008.5.1.4.1.1.481.7	Y	Y
RT Ion Plan Storage	1.2.840.10008.5.1.4.1.1.481.8	Y	Y
RT Ion Beams Treatment Record Storage	1.2.840.10008.5.1.4.1.1.481.9	Y	Y
DICOS CT Image Storage	1.2.840.10008.5.1.4.1.1.501.1	Y	Y
DICOS Digital X-Ray Image Storage - For Presentation	1.2.840.10008.5.1.4.1.1.501.2.1	Y	Y
DICOS Digital X-Ray Image Storage - For Processing	1.2.840.10008.5.1.4.1.1.501.2.2	Y	Y
DICOS Threat Detection Report Storage	1.2.840.10008.5.1.4.1.1.501.3	Y	Y
DICOS 2D AIT Storage	1.2.840.10008.5.1.4.1.1.501.4	Y	Y
DICOS 3D AIT Storage	1.2.840.10008.5.1.4.1.1.501.5	Y	Y
DICOS Quadrupole Resonance Storage	1.2.840.10008.5.1.4.1.1.501.6	Y	Y
Eddy Current Image Storage	1.2.840.10008.5.1.4.1.1.601.1	Y	Y
Eddy Current Multi-frame Image Storage	1.2.840.10008.5.1.4.1.1.601.2	Y	Y
RT Beams Delivery Instruction Storage - Trial (Retired)	1.2.840.10008.5.1.4.34.1	Y	Y
RT Beams Delivery Instruction Storage	1.2.840.10008.5.1.4.34.7	Y	Y
RT Brachy Application Setup Delivery Instruction Storage	1.2.840.10008.5.1.4.34.10	Y	Y
Generic Implant Template Storage	1.2.840.10008.5.1.4.43.1	Y	Y
Implant Assembly Template Storage	1.2.840.10008.5.1.4.44.1	Y	Y
Implant Template Group Storage	1.2.840.10008.5.1.4.45.1	Y	Y

Table 5: Supported Private Storage SOP classes

SOP Class Name	SOP Class UID	SCP	SCU
GE Private 3D Model Storage	1.2.840.113619.4.26	Y	Y
GE Private PET Raw Data Storage	1.2.840.113619.4.30	Y	Y
Siemens CSA Non-Image Storage	1.3.12.2.1107.5.9.1	Y	Y
Siemens CT MR Volume Storage	1.3.12.2.1107.5.99.3.10	Y	Y
Siemens AX Frame Sets Storage	1.3.12.2.1107.5.99.3.11	Y	Y
Philips Private 3D Presentation State Storage	1.3.46.670589.2.5.1.1	Y	Y
Philips Private Perfusion Storage	1.3.46.670589.5.0.13	Y	Y
Philips Private Perfusion Analysis Storage	1.3.46.670589.5.0.14	Y	Y
Philips Private MR Spectrum Storage	1.3.46.670589.11.0.0.12.1	Y	Y
Philips Private MR Series Data Storage	1.3.46.670589.11.0.0.12.2	Y	Y
Philips Private MR Examcard Data Storage	1.3.46.670589.11.0.0.12.4	Y	Y

**Table 6:** Supported Query/Retrieve SOP classes

SOP Class Name	SOP Class UID	SCP	SCU
Patient Root Query/Retrieve Information Model – FIND	1.2.840.10008.5.1.4.1.2.1.1	Y	Y
Patient Root Query/Retrieve Information Model – MOVE	1.2.840.10008.5.1.4.1.2.1.2	Y	Y
Patient Root Query/Retrieve Information Model – GET	1.2.840.10008.5.1.4.1.2.1.3	Y	-
Study Root Query/Retrieve Information Model – FIND	1.2.840.10008.5.1.4.1.2.2.1	Y	Y
Study Root Query/Retrieve Information Model – MOVE	1.2.840.10008.5.1.4.1.2.2.2	Y	Y
Study Root Query/Retrieve Information Model – GET	1.2.840.10008.5.1.4.1.2.2.3	Y	-
Modality Worklist Information Model – FIND	1.2.840.10008.5.1.4.31	Y	-

**Table 7:** Supported Verification SOP classes

SOP Class Name	SOP Class UID	SCP	SCU
Verification	1.2.840.10008.1.1	Y	-

**Table 8:** Supported Storage Commitment SOP classes

SOP Class Name	SOP Class UID	SCP	SCU
Storage Commitment Push Model	1.2.840.10008.1.20.1	Y	-

**Table 9:** Supported Modality Performed Procedure Step SOP classes

SOP Class Name	SOP Class UID	SCP	SCU
Modality Performed Procedure Step	1.2.840.10008.3.1.2.3.3	Y	Y

For all non C-STORE SOP classes only “Implicit VR Little Endian: Default Transfer Syntax for DICOM” (1.2.840.10008.1.2) is supported.

The following C-STORE SCU/SCP transfer syntaxes are supported:

**Table 10:** Supported Storage Transfer Syntaxes

Transfer Syntax Name	UID
MPEG-4 AVC/H.264 Stereo High Profile / Level 4.2	1.2.840.10008.1.2.4.106
MPEG-4 AVC/H.264 High Profile / Level 4.2 for 3D Image Compression	1.2.840.10008.1.2.4.105
MPEG-4 AVC/H.264 High Profile / Level 4.2 for 2D Image Compression	1.2.840.10008.1.2.4.104
MPEG-4 AVC/H.264 BD-compatible High Profile / Level 4.1	1.2.840.10008.1.2.4.103
MPEG-4 AVC/H.264 High Profile / Level 4.1	1.2.840.10008.1.2.4.102
MPEG2 Main Profile @ High Level	1.2.840.10008.1.2.4.101
MPEG2 Main Profile @ Main Level	1.2.840.10008.1.2.4.100
JPEG 2000 Part 2 Multi-component Image Compression (Lossless Only)	1.2.840.10008.1.2.4.92

Table 10: Supported Storage Transfer Syntaxes  

Transfer Syntax Name	UID
JPEG 2000 Part 2 Multi-component Image Compression	1.2.840.10008.1.2.4.93
JPEG 2000 Image Compression (Lossless Only)	1.2.840.10008.1.2.4.90
JPEG 2000 Image Compression	1.2.840.10008.1.2.4.91
JPEG-LS Lossless Image Compression	1.2.840.10008.1.2.4.80
JPEG-LS Lossy (Near-Lossless) Image Compression	1.2.840.10008.1.2.4.81
JPEG Lossless, Non-Hierarchical (Process 14)	1.2.840.10008.1.2.4.57
JPEG Lossless, Non-Hierarchical, First-Order Prediction (Process 14 [Selection Value 1]): Default Transfer Syntax for Lossless JPEG Image Compression	1.2.840.10008.1.2.4.70
JPEG Extended (Process 2 and 4): Default Transfer Syntax for Lossy JPEG 12 Bit Image Compression (Process 4 only)	1.2.840.10008.1.2.4.51
JPEG Baseline (Process 1): Default Transfer Syntax for Lossy JPEG 8 Bit Image Compression	1.2.840.10008.1.2.4.50
RLE Lossless	1.2.840.10008.1.2.5
Deflated Explicit VR Little Endian	1.2.840.10008.1.2.1.99
Explicit VR Little Endian	1.2.840.10008.1.2.1
Explicit VR Big Endian	1.2.840.10008.1.2.2
Implicit VR Little Endian: Default Transfer Syntax for DICOM	1.2.840.10008.1.2

### 3.4.2 Association Establishment Policies

#### 3.4.2.1 General

*DicomServer* AE supports plain TCP and TLS encrypted communication. For each kind of transport the server provides an arbitrary number of listen ports. All these ports are equivalent and provide the same services.

The maximum PDU size accepted is 16384.

#### 3.4.2.2 Number of Associations

*DicomServer* AE starts a thread for each incoming association request. The number of simultaneous associations is thus only limited by the hardware resources. *DicomServer* AE is configured for 30 simultaneous connections per default. This value can be changed without restarting the process.

#### 3.4.2.3 Asynchronous Nature

*DicomServer* AE will only allow a single outstanding operation on an association. Therefore, it will not perform asynchronous negotiation.

#### 3.4.2.4 Implementation Identifying Information

Implementation Class UID  
1.2.276.0.7230010.3.0.3.6.1

Implementation Version Name  
OFFIS\_DCMTK\_361

### 3.4.2.5 Extended Negotiation

*DicomServer* AE supports extended negotiation for C-FIND according to DICOM 2013 PS 3.4, C.5.1.1 for Patient Root Query/Retrieve and Study Root Query/Retrieve. The flags “Relational-queries” (Byte 1) and “Date-time matching” (Byte 2) are supported. “Fuzzy semantic matching of person names” (Byte 3) and “Timezone Query Adjustment” (Byte 4) are not supported and therefore always turned down by the SCP during association negotiation.

*DicomServer* AE supports extended negotiation for C-MOVE and C-GET according to DICOM 2013 PS 3.4, C.5.2.1 and DICOM 2013 PS 3.4, C.5.3.1 for Patient Root Query/Retrieve and Study Root Query/Retrieve. “Relational-retrieval” (Byte 1) is supported.

### 3.4.3 Association Initiation Policy by Real-World Activity

#### 3.4.3.1 Real-World Activity: C-MOVE Request

##### Associated Real-World Activity

The *DicomServer* AE initiates an association when it receives a C-MOVE request.

##### Proposed Presentation Contexts

*DicomServer* AE picks all required SOP classes from [Table 4](#) and [Table 5](#) and combines them with all Transfer Syntaxes from [Table 10](#).

#### 3.4.3.2 Real-World Activity: C-FIND Spanning

##### Associated Real-World Activity

The *DicomServer* AE initiates associations to an arbitrary number of configured targets and forwards the incoming C-FIND request unaltered to each of them. The C-FIND request is also processed locally. Results that share common identifiers (i.e. share a common 4-tuple Patient ID, Study Instance UID, Series Instance UID and SOP Instance UID) are eliminated. Local results are always returned before any remote results are taken into account.

##### Proposed Presentation Contexts

The presentation context used for the incoming C-FIND request is used for the outgoing association.

#### 3.4.3.3 Real-World Activity: C-MOVE Spanning

##### Associated Real-World Activity

The *DicomServer* AE receives a C-MOVE request and the Called AET used in the incoming association matches the name of a configured DICOM target. In this case the C-MOVE request is forwarded unaltered to the corresponding configured targets.

##### Proposed Presentation Contexts

The presentation context used for the incoming C-MOVE request is used for the outgoing association.

### 3.4.4 Association Acceptance Policies

The *DicomServer* AE accepts an association when it receives a valid association request with at least one matching presentation context.

### 3.4.4.1 Real-World Activity: Storage SCU

#### Associated Real-World Activity

The associated real world activity is a modality, workstation, PACS or other system attempting to store an image to the *DicomServer* AE. This results in storage of the received images in *syngo.share*.

#### Proposed Presentation Contexts

Table 4, 5 and 10 constitute the Presentation Contexts that the *DicomServer* AE accepts from remote DICOM Storage SCUs during a C-STORE request.

#### Presentation Context Acceptance Criterion

The *DicomServer* AE accepts any of the Presentation Contexts that are constituted by the content of the Tables 4, 5 and 10.

### 3.4.4.2 KOS - Rejection Notes

On DICOM import KOS Rejection Notes are recognized by *syngo.share* (*DicomServer*) and lead to the behavior that each SOP Instance that is referenced by this KOS object is soft deleted iteratively from *syngo.share*.

Tag Concept Name Code Sequence in the KOS Rejection Note must contain exactly following information:

- CodingSchemeDesignator = "DCM"
- CodeValue = 113001, 113037, 113038 or 113039
- CodeMeaning = "Rejected for Quality Reasons", "Rejected for Patient Safety Reasons", "Incorrect Modality Worklist Entry" or "Data Retention Policy Expired"

The Current Requested Procedure Evidence Sequence contained in the KOS object may contain 1 to N studies and refers to all SOP Instances which should be soft deleted. It is not possible to delete Study Instance UIDs without having the whole hierarchy down to the Referenced SOP Sequence. The DICOM standard defines this hierarchy in DICOM 2013 PS 3.3 C.17.2.1.

The Referenced SOP Class UID has to comply with the SOP Class UID of the target instance. If referenced objects cannot be found or the SOP Class UIDs do not coincide, the KOS Rejection Note is imported, a warning is logged and no soft deletion of the respective SOP Instances occurs.

It could be enabled that SOP Instance UIDs which were deleted by one of the following reasons: "Rejected for Quality Reasons", "Rejected for Patient Safety Reasons" or "Incorrect Modality Worklist Entry" could not be imported (again).

## 3.5 EventServer

### 3.5.1 Supported SOP Classes

The *EventServer* AE provides a standard conformant support of the SOP classes mentioned in Table 11.

Table 11: Supported Instance Availability Notification SOP classes

SOP Class Name	SOP Class UID	SCP	SCU
Instance Availability Notification	1.2.840.10008.5.1.4.33	-	Y

## 3.5.2 Association Establishment Policies

### 3.5.2.1 General

*EventServer* AE supports TCP/IP. If a DICOM IAN has to be send it will attempt to establish an association with a remote AE. The host, port and remote application entity title are defined within the configuration dialog.

### 3.5.2.2 Number of Associations

*EventServer* AE starts a thread for each configured receiving AE (note that it is possible that an AE is configured twice). The number of simultaneous associations is thus only limited by the hardware resources.

### 3.5.2.3 Asynchronous Nature

*EventServer* AE will only allow a single outstanding operation on each association. Therefore it will not perform asynchronous negotiation.

### 3.5.2.4 Implementation Identifying Information

- Implementation Class UID  
1.2.276.0.7230010.3.0.3.6.1
- Implementation Version Name  
OFFIS\_DCMTK\_361

### 3.5.2.5 Association Initiation Policy by Real-World Activity

*EventServer* AE initiates an association with a remote AE for N-CREATE requests. As a default the DICOM Implicit VR Little Endian Transfer Syntax (1.2.840.10008.1.2) as defined in DICOM 2013 PS 3.5, 10.1 is used.

# 4 DICOM Media AE Specification

This chapter describes the DICOM Media functionalities of the *syngo.share* view, *syngo.share* import, and *webadmin* AEs.

## 4.1 Implementation Model

### 4.1.1 Application Data Flow Diagram

See [Section 2.1.1](#) (*syngo.share* view Data Flow Diagram), [Section 2.1.2](#) (*syngo.share* import Data Flow Diagram) and [Section 2.1.3](#) (*webadmin* Data Flow Diagram).



### 4.1.2 Functional Definitions of AEs

The *syngo.share view-* and *syngo.share import* AEs implement standard DICOM conformant Service Classes for creating and reading DICOM file sets (according to DICOM 2013 PS 3.10). At least General Purpose CD-R Interchange Profiles are supported.

The *webadmin* AE implements a standard DICOM conformant Service class for retrieving DICOM images over Web Access for DICOM Persistent Objects (WADO).

### 4.1.3 Sequencing of Real World Activities

The DICOM Media functionalities of the *syngo.share view-* and *syngo.share import* AEs can be used at any time through their user interfaces.

Also the *webadmin* AE can be used at any time by the user or the application that performs the WADO request.

### 4.1.4 File Meta Information

Implementation Class UID  
1.2.276.0.7230010.3.0.3.6.1

Implementation Version Name  
OFFIS\_DCMTK\_361

## 4.2 Application Entity Specification

### 4.2.1 view

See Section 3.1 for supported SOP classes for import and export of media.

**Table 12:** *syngo.share view* AE Related Application Profiles, Real-world Activity Roles, and Roles for Interchanging

Application Profiles Supported	Real World Activity	Role	SC Option
<i>syngo.share view</i> -FSR	Read DICOM file set	FSR	Interchange
<i>syngo.share view</i> -FSC	Export DICOM file set	FSC	Interchange

#### 4.2.1.1 Real World Activities

##### Import Media

The complete file set is read for displaying purposes.

##### Reading DICOMDIR keys

All mandatory DICOMDIR keys are required in order to structure the images within the file sets appropriately.

## Creating DICOMDIRs

view creates DICOMDIR with all mandatory keys as defined in DICOM 2013 PS 3.10.

## Export Media

*syngo.share* view is able to organize DICOM images, series and studies into a single-patient file set which will then be written on portable media (e.g. CDs or DVDs). The view, here acting as a FSC, uses the following Transfer Syntaxes:

**Table 13:** Supported *syngo.share* view Export Transfer Syntaxes

Transfer Syntax Name	Transfer Syntax UID
Explicit VR Little Endian	1.2.840.10008.1.2.1

### 4.2.2 *syngo.share* import

See [Section 3.2](#) for supported SOP classes for import of media.

**Table 14:** *syngo.share* import AE Related Application Profiles, Real-world Activity Roles, and Roles for Interchanging

Application Profiles Supported	Real World Activity	Role	SC Option
<i>syngo.share</i> import-FSR	Read DICOM file set	FSR	Interchange

#### 4.2.2.1 Real World Activities

### Import Media

The user can choose whether a complete file set or just parts of it are read for import.

### Reading DICOMDIR keys

All mandatory DICOMDIR keys are required in order to structure the images within the file sets appropriately.

### 4.2.3 *webadmin*

**Table 15:** WADO AE Related Application Profiles, Real-world Activity Roles, and Roles for Interchanging

Application Profiles Supported	Real World Activity	Role	SC Option
<i>webadmin</i> AE	WADO Request	FSR	Interchange

#### 4.2.3.1 Real World Activities

##### WADO request

The user of the application that performs the WADO request can retrieve any DICOM image that exists in *syngo.share*, by identifying it with its DICOM study, series and image id's. See DICOM 2013 PS 3.18 for more information.

### 4.3 Augmented and Private Application Profiles

Not used.

## 5 Communication Profiles

### 5.1 Supported Communication Stacks

*DicomServer* and *EventServer* provide plain TCP (see DICOM 2013 PS 3.8, 9) and TLS encrypted communication (see DICOM 2013 PS 3.15, B.1). They use OFFIS DICOM Tool Kit (DCMTK) for their communication which itself relies on the operating system it runs on.

## 6 Security Profiles

### 6.1 Audit Trail Message Format Profile

To help assure healthcare privacy and security in automated systems, usage data need to be collected. These data will be reviewed by administrative staff to verify that healthcare data is being used in accordance with the healthcare provider's data security requirements and to establish accountability for data use. This data collection and review process is called auditing and the data itself comprises the audit trail. Audit trails can be used for surveillance purposes to detect when interesting events might have happened that warrant further investigation.

Auditing in *syngo.share* is implemented according to the IHE profile Audit Trail and Node Authentication (part Audit Trail) which is based on DICOM 2015a PS 3.15, A.5. Auditing is restricted to events regarding patients, documents, user authentications, hard-deletion configurations, and audit configuration:

- search for patients or documents
- creation, modification, or deletion of patients
- import, modification, deletion, or export of documents
- login or logout of users
- modification of hard-deletion configurations
- modification of the audit configuration

The processing of audit messages works asynchronously — events are recorded immediately, however, the resulting audit messages are queued and sent to an Audit Record Repository via TCP in periodic time intervals (the frequency of the intervals is configurable). If required, audit messages can be analyzed with an Audit Record Viewer. To use audit messages for effective system analyses, it is necessary that each audit message can be uniquely associated with a certain event. To this end each audit message provides various information. The most important ones are

- the event ID,
- the date and time of the event,
- the status of the event,
- user IDs,
- application IDs,
- object IDs,
- audit trail ID (used to aggregate audit messages in order to reconstruct audit trails)
- audit source ID.

Within *syngo.share* the events recorded by audit messages are primarily identified via event IDs. However, since most event IDs represent a group of events rather than a single event it is often necessary to explore audit messages in detail to identify the reported events. In the following the event IDs used by *syngo.share* as well as some short instructions on how to identify events are given:

- **110102 (Begin Transferring DICOM Instances):** This event ID is used to indicate the begin of an internal or external transfer of DICOM Images. To differ between the two transfer types, one has to analyze the participating destination application. If the destination application represents a *syngo.share* module, then an internal transfer has been performed. If it specifies a third-party system, an external transfer has been occurred.
- **110103 (DICOM Instances Accessed):** This event ID is used in audit messages which are generated if DICOM Images are accessed, updated, moved, or undeleted. It is also used if parts of a DICOM Study are deleted (if a complete DICOM Study is deleted, the event ID 110105 (DICOM Study Deleted) is used instead). To differ between the mentioned operations one has to analyze the event action code ID as well as the objects stated in the audit message. If the event action code ID specifies an R, DICOM Images have been accessed. If the event action code ID defines an U, DICOM Images have been updated or moved (the life cycle of the DICOM Images indicates which of the two operations has been executed). If the event action code ID specifies a C, DICOM Images have been undeleted. Finally, if the event action code ID states a D, DICOM images of a DICOM Study have been deleted.
- **110104 (DICOM Instances Transferred):** The event ID 110104 is used to audit the end of an internal or external transfer of DICOM Images. In case of an internal transfer the source application represents a *syngo.share* module. If the source application defines a third-party system, the end of an external transfer has been audited.

- **110105 (DICOM Study Deleted):** This event ID indicates the deletion of all DICOM Images of a DICOM Study. The life cycle information of the DICOM Study indicate whether the DICOM Study has been soft-deleted or hard-deleted.
- **110106 (Export):** This event ID specifies the export of DICOM Images or generic files to a media. Detailed information about the exported DICOM Images or generic files can be obtained by analyzing the listed objects.
- **110107 (Import):** Audit messages stating the event ID 110107 audit the import of DICOM Images or generic files from a media or the copy of DICOM Images or generic files. To obtain detailed information about the imported DICOM Images or generic files, the objects specified by the audit message should be analyzed.
- **110110 (Patient Record):** Whenever the event ID 110110 appears in an audit messages, it indicates the creation, update, merge, deletion, or undeletion of a patient. To distinguish between the different cases one has to analyze the event action code ID as well as the objects stated in the audit message. If the event action code ID specifies a C, a patient has been either created or undeleted. If the event action code ID states a U a patient has been updated or merged. Finally, if the event action code ID defines a D, a patient has been deleted. Two distinguish between the creation and undeletion of a patient as well as the update and merge of a patient one has to evaluate the life cycle information of the listed patients.
- **110112 (Query):** This event ID indicates that either a DICOM C-FIND request or a SQL query has been performed. To differ between the two kinds of queries, one has to check if the object representing the query states a DICOM C-FIND request or a SQL query.
- **110113 (Security Alert):** Audit messages stating the event ID 110113 describe the creation, update, or deletion of a system configuration (e.g., audit configuration, hard-deletion configuration, etc.). To decide which operation has been performed, the life cycle of the system configuration object has to be analyzed. Note that manipulations of the audit configuration are of peculiar interest because the audit configuration determines which events are audited.
- **110114 (User Authentication):** This event ID is used to audit a login or logout. To differ between the two kinds of authentication, the event type codes have to be evaluated.
- **EI-001 (Begin Transferring Generic Instances):** Via this event ID, the begin of an internal or external transfer of generic files is recorded. To analyze the kind of transfer type, a similar reasoning as for DICOM Images should be applied (see event ID 110102).
- **EI-002 (Generic Instances Transferred):** This event ID indicates the end of an internal or external transfer of generic files. Similar as in case of event ID 110104 one has to analyze the source application (*syngo.share* module versus third-party system) to obtain the exact kind of transfer.
- **EI-003 (Generic Instances Accessed):** The event ID EI-003 is used if generic files are accessed, updated, moved, or undeleted. It is also used if parts of a generic container are deleted (if a complete generic container is deleted, the event ID EI-004 (Generic Container Deleted) is used instead). To decide which operation has been performed, a similar reasoning as in case of DICOM Images should be applied (see event ID 110103).
- **EI-004 (Generic Container Deleted):** This event ID indicates the deletion of all generic files of a generic container. The life cycle information of the generic container indicate whether the generic container has been soft-deleted or hard-deleted.
- **EI-005 (DICOM Study Share):** This event ID is specified by audit messages which audit the creation or deletion of DICOM Study shares. Two differ between the two cases the event action code ID of the audit message has to be analyzed. If the event action code ID states a C, DICOM Studies have been shared. If it specifies a D existing DICOM Study shares have been deleted.

- **EI-006 (Generic Container Share):** The event ID **EI-006** indicates the creation or deletion of generic container shares. To decide which operation has been performed, a similar reasoning as in case of DICOM Study shares should be applied (see event ID **EI-005**).

To ensure that information provided by audit messages can be used to reconstruct and understand audited events, audit messages of various event IDs are equipped with different detailed information:

- **110102 (Begin Transferring DICOM Instances):** Audit messages with this event ID are additionally equipped with the Series Instance UIDs (SOP Instance UIDs) of the affected DICOM Series (DICOM Images). Note that if neither Series Instance UIDs nor SOP Instance UIDs are specified, the whole DICOM Study has been involved in the occurred event.
- **110103 (DICOM Instances Accessed):** Similarly to audit messages with event ID **110102**, the Series Instance UIDs (SOP Instance UIDs) of the affected DICOM Series (DICOM Images) are specified (if neither Series Instance UIDs nor SOP Instance UIDs are specified, the whole DICOM Study has been affected). In addition, if DICOM Images are updated, detailed information about the changed values are provided.
- **110104 (DICOM Instances Transferred):** See event ID **110102**.
- **110106 (Export):** Audit messages with this event ID specify additionally the Series Instance UIDs (SOP Instance UIDs, generic file UIDs) of the affected DICOM Series (DICOM Images, generic files).
- **110107 (Import):** See event ID **110106**.
- **110110 (Patient Record):** If a patient has been updated, audit message with event ID **110110** are equipped with detailed information about the changed values.
- **110112 (Query):** If an audit message with event ID **110112** records the execution of a C-FIND request, the transfer syntax of the C-FIND request is stated.
- **110113 (Security Alert):** If a system configuration has been updated, audit messages with this event ID specify detailed information about the changed values. Additionally, an alert description is included independently whether a system configuration has been created, updated, or deleted.
- **EI-001 (Begin Transferring Generic Instances):** An audit message with this event ID additionally states the generic file UIDs of the affected generic files. Note that if no generic file UIDs are listed, the whole generic container has been involved in the event.
- **EI-002 (Generic Instances Transferred):** See event ID **EI-001**.
- **EI-003 (Generic Instances Accessed):** Similarly to audit messages with event ID **EI-001**, the generic file UIDs of the affected generic files are specified (if no generic file UIDs are specified, the whole generic container has been affected). In addition, if generic files are updated, detailed information about the changed values are provided.

To simplify the analysis of audit messages generated by *syngo.share*, audit messages are organized in so called audit trails. An audit trail represents a group of audit messages which have been created during the execution of a certain event (e.g. access of a DICOM Study, deletion of DICOM Images, transmission of generic files, etc.). Since it might happen that several sub-events have to be performed in order to complete an event, within an audit trail audit messages are classified into sub and main audit messages. Thereby, sub audit messages are used to audit necessary sub-events whereas main audit messages are used to audit sufficient sub-events. To distinguish between different audit trails, each audit trail is equipped with a unique audit trail ID.

Auditing must be configured in *webadmin*. The most important configuration options are `AuditSystemActions` and `AuditUserActions`. The first one enables the auditing of actions triggered by systems or unknown users whereas the latter one ensures that actions triggered by registered users are audited. Since (automatic) events triggered by third-party systems are of minor interest but can lead to a

tremendous amount of audit messages, it is recommended to enable the configuration key `AuditUser - Actions` but disable the configuration key `AuditSystemActions`.

For general information about auditing, please consult the *syngo.share* System Documentation.

## 7 Configuration

*syngo.share* view and *syngo.share* import provide user interfaces in order to facilitate configuration. *Di-comServer* and *EventServer* is configured according to the standard *syngo.share* server configuration mechanism which can be found in *syngo.share* System Documentation.

## 8 Support of Extended Character Sets

### 8.1 Supported Character Sets

Table 16 contains the character sets which are supported with and without code extension techniques. If the given specific character set does not correspond to the characters in an IOD or the specific character set is invalid, the DICOM dataset will not be processed. In these cases a configuration can be used to correct the character set. Due to practical reasons the Specific Character Set is used instead of the Default Character Repertoire to process tags with VR CS.

Table 16: Supported Character Sets

MIME Name	Without Code Extensions	With Code Extensions
US-ASCII	ISO_IR 6	ISO 2022 IR 6
ISO-8859-1	ISO_IR 100	ISO 2022 IR 100
ISO-8859-2	ISO_IR 101	ISO 2022 IR 101
ISO-8859-3	ISO_IR 109	ISO 2022 IR 109
ISO-8859-4	ISO_IR 110	ISO 2022 IR 110
ISO-8859-5	ISO_IR 144	ISO 2022 IR 144
ISO-8859-6	ISO_IR 127	ISO 2022 IR 127
ISO-8859-7	ISO_IR 126	ISO 2022 IR 126
ISO-8859-8	ISO_IR 138	ISO 2022 IR 138
ISO-8859-9	ISO_IR 148	ISO 2022 IR 148
JIS_X0201	ISO_IR 13	ISO 2022 IR 13

Table 16: Supported Character Sets  

Table 16: Supported Character Sets  

MIME Name	Without Code Extensions	With Code Extensions
TIS-620	ISO_IR 166	ISO 2022 IR 166
JIS_X0208-1990	-	ISO 2022 IR 87
JIS_X0212-1990	-	ISO 2022 IR 159
KS_X_1001-1997	-	ISO 2022 IR 149
GB2312	-	ISO 2022 IR 58
UTF-8	ISO_IR 192	-
GB18030	GB18030	-
GBK	GBK	-

## 8.2 Configuration Capabilities

The specific character set of a C-STORE request can be corrected with a configuration. Furthermore the specific character set of the C-FIND request and response can be configured. For example the specific character set configuration values could be set to 'ISO\_IR 192', 'ISO\_IR 100', 'ISO 2022 IR 100\ISO 2022 IR 87' etc.

## 8.3 Query Capabilities

During the processing of the C-FIND query attributes the specific character set of the request is considered. By default the response is encoded in ISO\_IR 192 (UTF-8). If an alternate specific character set is configured for a C-FIND response, all characters which are not part of the given character set are exchanged by the replacement character '?'. If the query contains the attribute PatientName, only the alphabetic component group is used for search. In the response, attributes with the value representation PN contain all component groups (alphabetic, ideographic and phonetic).



# A Key List for Query/Retrieve-Service Classes

In the following, the DICOM keys which are used for matching on Patient, Study, Series and Image level in C - FIND requests are listed. All keys are supported for matching and response. Person Name fields are always matched case-insensitive. The attribute Specific Character Set (0008,0005) shall be included if expanded or replacement character sets may be used in any of the Attributes in the Request Identifier.

## A.1 Keys for C - FIND requests on Patient Level

Table 17: Supported C-FIND keys on Patient Level

Key	Tag	Remark
PatientID	(0010,0020)	
PatientName	(0010,0010)	
PatientBirthDate	(0010,0030)	Combined Date/Time Matching supported
PatientBirthTime	(0010,0032)	Combined Date/Time Matching supported
PatientSex	(0010,0040)	

## A.2 Keys for C - FIND requests on Study Level

In case of Study Root Query/Retrieve, where no Patient level exists, all mentioned Patient level keys are supported on level Study.

Table 18: Supported C-FIND keys on Study Level

Key	Tag	Remark
StudyInstanceUID	(0020,000D)	
StudyDate	(0008,0020)	Combined Date/Time Matching supported
StudyTime	(0008,0030)	Combined Date/Time Matching supported
StudyDescription	(0008,1030)	
AccessionNumber	(0008,0050)	
StudyID	(0020,0010)	
NumberOfStudyRelatedSeries	(0020,1206)	

Table 18: Supported C-FIND keys on Study Level  

Table 18: Supported C-FIND keys on Study Level  

Key	Tag	Remark
NumberOfStudyRelatedInstances	(0020,1208)	
ReferringPhysicianName	(0008,0090)	
ModalitiesInStudy	(0008,0061)	

### A.3 Keys for C-FIND requests on Series Level

Table 19: Supported C-FIND keys on Series Level

Key	Tag	Remark
SeriesInstanceUID	(0020,000E)	
Modality	(0008,0060)	
SeriesNumber	(0020,0011)	
SeriesDescription	(0008,103E)	
NumberOfSeriesRelatedInstances	(0020,1209)	
InstitutionName	(0008,0080)	
InstitutionalDepartmentName	(0008,1040)	
StationName	(0008,1010)	
PerformingPhysicianName	(0008,1050)	
Manufacturer	(0008,0070)	
ManufacturerModelName	(0008,1090)	
BodyPartExamined	(0018,0015)	
OperatorsName	(0008,1070)	
PerformedProcedureStepStartDate	(0040,0244)	Combined Date/Time Matching supported
PerformedProcedureStepStartTime	(0040,0245)	Combined Date/Time Matching supported
PerformedProcedureStepEndDate	(0040,0250)	Combined Date/Time Matching supported
PerformedProcedureStepEndTime	(0040,0251)	Combined Date/Time Matching supported
SeriesDate	(0008,0021)	Combined Date/Time Matching supported
SeriesTime	(0008,0031)	Combined Date/Time Matching supported
RequestAttributesSequence/ RequestedProcedureID	(0040,0275)/ (0040,1001)	
RequestAttributesSequence/ ScheduledProcedureStepID	(0040,0275)/ (0040,0009)	

## A.4 Keys for C-FIND requests on Image Level

Table 20: Supported C-FIND keys on Image Level

Key	Tag	Remark
SOPInstanceUID	(0008,0018)	
InstanceNumber	(0020,0013)	
SOPClassUID	(0008,0016)	
Rows	(0028,0010)	
Columns	(0028,0011)	
BitsAllocated	(0028,0100)	
BitsStored	(0028,0101)	
SamplesPerPixel	(0028,0002)	
NumberOfFrames	(0028,0008)	
ContentTemplateSequence/ TemplateIdentifier	(0040,A504)/ (0040,DB00)	*
ContentTemplateSequence/ MappingResource	(0040,A504)/ (0008,0105)	*
ContentDate	(0008,0023)	*
ContentTime	(0008,0033)	*
ObservationDateTime	(0040,A032)	*
ReferencedRequestSequence/ StudyInstanceUID	(0040,A370)/ (0020,000D)	*
ReferencedRequestSequence/ AccessionNumber	(0040,A370)/ (0008,0050)	*
ReferencedRequestSequence/ RequestedProcedureID	(0040,A370)/ (0040,1001)	*
ReferencedRequestSequence/ RequestedProcedureCodeSequence/ CodeValue	(0040,A370)/ (0032,1064)/ (0008,0100)	*
ReferencedRequestSequence/ RequestedProcedureCodeSequence/ CodingSchemeDesignator	(0040,A370)/ (0032,1064)/ (0008,0102)	*
ReferencedRequestSequence/ RequestedProcedureCodeSequence/ CodingSchemeVersion	(0040,A370)/ (0032,1064)/ (0008,0103)	*
ReferencedRequestSequence/ RequestedProcedureCodeSequence/ CodeMeaning	(0040,A370)/ (0032,1064)/ (0008,0104)	*
ConceptNameCodeSequence/ CodeValue	(0040,A043)/ (0008,0100)	*
ConceptNameCodeSequence/ CodingSchemeDesignator	(0040,A043)/ (0008,0102)	*
ConceptNameCodeSequence/ CodingSchemeVersion	(0040,A043)/ (0008,0103)	*

Table 20: Supported C-FIND keys on Image Level  

Table 20: Supported C-FIND keys on Image Level  

Key	Tag	Remark
ConceptNameCodeSequence/ CodeMeaning	(0040,A043)/ (0008,0104)	*
CompletionFlag	(0040,A491)	*
VerificationFlag	(0040,A493)	*
VerifyingObserverSequence/ VerifyingOrganization	(0040,A073)/ (0040,A027)	*
VerifyingObserverSequence/ VerificationDateTime	(0040,A073)/ (0040,A030)	*
VerifyingObserverSequence/ VerifyingObserverName	(0040,A073)/ (0040,A075)	*
VerifyingObserverSequence/ VerifyingObserverIdentificationCode! CodeValue	(0040,A073)/ (0040,A088)/ (0008,0100)	*
VerifyingObserverSequence/ VerifyingObserverIdentificationCode! CodingSchemeDesignator	(0040,A073)/ (0040,A088)/ (0008,0102)	*
VerifyingObserverSequence/ VerifyingObserverIdentificationCode! CodingSchemeVersion	(0040,A073)/ (0040,A088)/ (0008,0103)	*
VerifyingObserverSequence/ VerifyingObserverIdentificationCode! CodeMeaning	(0040,A073)/ (0040,A088)/ (0008,0104)	*
ContentLabel	(0070,0080)	*
ContentDescription	(0070,0081)	*
PresentationCreationDate	(0070,0082)	*
PresentationCreationTime	(0070,0083)	*
ContentCreatorName	(0070,0084)	*
ReferencedSeriesSequence/ SeriesInstanceUID	(0008,1115)/ (0020,000E)	*
ReferencedSeriesSequence/ ReferencedImageSequence/ ReferencedSOPClassUID	(0008,1115)/ (0008,1140)/ (0008,1150)	*
ReferencedSeriesSequence/ ReferencedImageSequence/ ReferencedSOPInstanceUID	(0008,1115)/ (0008,1140)/ (0008,1155)	*

\* These keys are only supported when used in conjunction with one of the SOP classes in [Table 21](#)

Table 21: Subclasses for starred C-FIND Keys in [Table 20](#)

SOP Class Name	SOP Class UID
Grayscale Softcopy Presentation State Storage	1.2.840.10008.5.1.4.1.1.11.1
Color Softcopy Presentation State Storage	1.2.840.10008.5.1.4.1.1.11.2
Pseudo-Color Softcopy Presentation State Storage	1.2.840.10008.5.1.4.1.1.11.3

Table 21: Subclasses for starred C-FIND Keys in [Table 20](#)  

Table 21: Subclasses for starred C-FIND Keys in Table 20  

SOP Class Name	SOP Class UID
Blending Softcopy Presentation State Storage	1.2.840.10008.5.1.4.1.1.11.4
XA/XRF Grayscale Softcopy Presentation State Storage	1.2.840.10008.5.1.4.1.1.11.5
Grayscale Planar MPR Volumetric Presentation State Storage	1.2.840.10008.5.1.4.1.1.11.6
Compositing Planar MPR Volumetric Presentation State Storage	1.2.840.10008.5.1.4.1.1.11.7
Text SR Storage - Trial (Retired)	1.2.840.10008.5.1.4.1.1.88.1
Audio SR Storage - Trial (Retired)	1.2.840.10008.5.1.4.1.1.88.2
Detail SR Storage - Trial (Retired)	1.2.840.10008.5.1.4.1.1.88.3
Comprehensive SR Storage - Trial (Retired)	1.2.840.10008.5.1.4.1.1.88.4
Basic Text SR Storage	1.2.840.10008.5.1.4.1.1.88.11
Enhanced SR Storage	1.2.840.10008.5.1.4.1.1.88.22
Comprehensive SR Storage	1.2.840.10008.5.1.4.1.1.88.33
Comprehensive 3D SR Storage	1.2.840.10008.5.1.4.1.1.88.34
Extensible SR Storage	1.2.840.10008.5.1.4.1.1.88.35
Mammography CAD SR Storage	1.2.840.10008.5.1.4.1.1.88.50
Chest CAD SR Storage	1.2.840.10008.5.1.4.1.1.88.65
X-Ray Radiation Dose SR Storage	1.2.840.10008.5.1.4.1.1.88.67
Radiopharmaceutical Radiation Dose SR Storage	1.2.840.10008.5.1.4.1.1.88.68
Colon CAD SR Storage	1.2.840.10008.5.1.4.1.1.88.69
Implantation Plan SR Document Storage	1.2.840.10008.5.1.4.1.1.88.70
Acquisition Context SR Storage	1.2.840.10008.5.1.4.1.1.88.71
Key Object Selection Document Storage	1.2.840.10008.5.1.4.1.1.88.59

## A.5 Keys for C-FIND requests issued by view on Study Level

Table 22: Keys for C-FIND requests issued by view on Study Level

Key	Tag	Remark
PatientID	(0010,0020)	
PatientName	(0010,0010)	
PatientBirthDate	(0010,0030)	
PatientSex	(0010,0040)	
StudyDate	(0008,0020)	
StudyDescription	(0008,1030)	
AccessionNumber	(0008,0050)	
ModalitiesInStudy	(0008,0061)	
StudyInstanceUID	(0020,000d)	
NumberOfStudyRelatedSeries	(0020,1206)	
NumberOfStudyRelatedInstances	(0020,1208)	

# B Key list for Modality Worklist C-FIND requests

Modality Worklist queries support all C-FIND keys from Level Patient. The attribute Specific Character Set (0008,0005) shall be included if expanded or replacement character sets may be used in any of the Attributes in the Request Identifier.

**Table 23:** Supported C-FIND Modality Worklist keys

Key	Tag	Remark
AdmissionID	(0038,0010)	
CurrentPatientLocation	(0038,0300)	
ConfidentialityConstraintOnPatientID:	(0040,3001)	
PregnancyStatus	(0010,21C0)	
ReferringPhysicianName	(0008,0090)	
ScheduledProcedureStepSequence/ ScheduledStationAETitle	(0040,0100)/ (0040,0001)	
ScheduledProcedureStepSequence/ ScheduledProcedureStepStartDate	(0040,0100)/ (0040,0002)	Combined Date/Time Matching supported
ScheduledProcedureStepSequence/ ScheduledProcedureStepStartTime	(0040,0100)/ (0040,0003)	Combined Date/Time Matching supported
ScheduledProcedureStepSequence/ Modality	(0040,0100)/ (0008,0060)	
ScheduledProcedureStepSequence/ ScheduledPerformingPhysicianName	(0040,0100)/ (0040,0006)	
ScheduledProcedureStepSequence/ ScheduledProcedureStepDescription	(0040,0100)/ (0040,0007)	no matching, response only
ScheduledProcedureStepSequence/ ScheduledProcedureStepID	(0040,0100)/ (0040,0009)	
ScheduledProcedureStepSequence/ ScheduledProtocolCodeSequence/ CodeValue	(0040,0100)/ (0040,0008)/ (0008,0100)	no matching, response only
ScheduledProcedureStepSequence/ ScheduledProtocolCodeSequence/ CodingSchemeDesignator	(0040,0100)/ (0040,0008)/ (0008,0102)	no matching, response only
ScheduledProcedureStepSequence/ ScheduledProtocolCodeSequence/ CodeMeaning	(0040,0100)/ (0040,0008)/ (0008,0104)	no matching, response only
ScheduledProcedureStepSequence/ RequestedProcedureCodeSequence/ CodeValue	(0040,0100)/ (0032,1064)/ (0008,0100)	no matching, response only
ScheduledProcedureStepSequence/ RequestedProcedureCodeSequence/ CodingSchemeDesignator	(0040,0100)/ (0032,1064)/ (0008,0102)	no matching, response only

Table 23: Supported C-FIND Modality Worklist keys  

Table 23: Supported C-FIND Modality Worklist keys  

Key	Tag	Remark
ScheduledProcedureStepSequence/ RequestedProcedureCodeSequence/ CodeMeaning	(0040,0100)/ (0032,1064)/ (0008,0104)	no matching, response only
RequestedProcedureID	(0040,1001)	
RequestedProcedureDescription	(0032,1060)	no matching, response only
StudyInstanceUID	(0020,000D)	
AccessionNumber	(0008,0050)	
RequestingPhysician	(0032,1032)	
OrderCallbackPhoneNumber	(0040,2010)	
PlacerOrderNumberImagingServiceRe	(0040,2016)	
FillerOrderNumberImagingServiceRe	(0040,2017)	
OrderEntererLocation	(0040,2009)	
PatientState	(0038,0500)	
MedicalAlerts	(0010,2000)	

**Distributed by**

Siemens Healthcare GmbH  
Henkestr. 127  
91052 Erlangen  
Germany  
Phone: +49 9131 84-0  
[siemens.com/healthcare](http://siemens.com/healthcare)

**Legal Manufacturer**

ITH icoserve technology for healthcare GmbH  
Innrain 98  
6020 Innsbruck  
Austria  
Phone: +43 512 89059